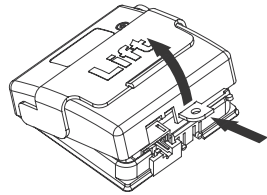
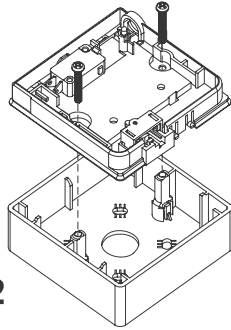


185mm

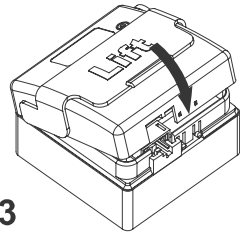
TO INSTALL



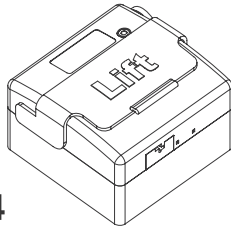
1



2

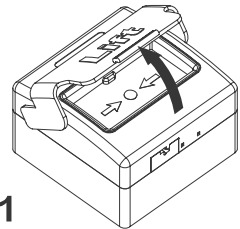


3

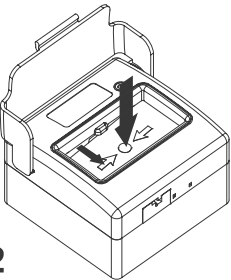


4

TO OPERATE

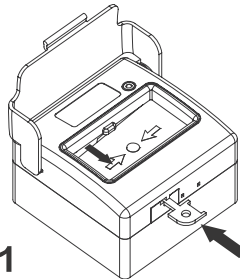


1

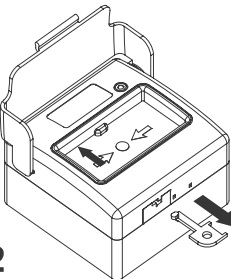


2

TO TEST & RESET

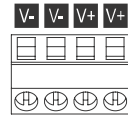


1



2

WIRING



JUMPER SELECTIONS



J1 J2 J3 Clean normally open contact - No LED possible

Blocking diode selected - No LED possible

Used for future application

270 ohm resistor selected - LED illuminates when the call point is activated

470 ohm resistor selected - LED illuminates when the call point is activated

680 ohm resistor selected - LED illuminates when the call point is activated

AH-0817

Manual call points

INSTALLATION DETAILS



EN54-11
Type A
Outdoor

Flush Call Point

The flush call point will mount onto any standard U.K. single gang back box with a depth of 25mm or greater. Consideration should be given to the amount of cabling space at the rear of the call point, i.e. a deeper box eases installation.

Surface Call Point:

The surface mounting call point comes complete with a back box which the call point is mounted onto. There is provision for rear cable entry, and by using the template on the packaging, cable entry holes can be drilled into the call point back box for one or two 20mm cable glands.

The MCP can be configured as either a break glass or resettable unit by simply changing from one element to another, and please remove the spring when the glass element is used.

A variety of resistor values are available which is suitable for most types of control and indicating equipment.

TECHNICAL SPECIFICATIONS

EN 54-11 Classification
Operating Element

Type A: Direct operation
Non-resettable triangle element (Glass) or Resettable frangible element (Plastic)

Switch Type

Single pole

Operating Voltage

Nominally 12-24 volts D.C

Contact Rating

6A 125/250VAC

Monitoring Resistor

Selectable 270/470/680 ohm 1 watt carbon film

Blocking Diode

Selectable, type IN4001 (50V)

L.E.D. Indicating

Red L.E.D with current limiting resistor

Terminal Type

2.5mm insertion type, rated 6A/250VAC

Mode Selection

Jumpers

Temperature Range

-25°C to +85°C

Materials

Case ABS: Operating element Glass or Polycarbonate

180mm