

# NQ618

## ◆ Installation Procedure

### Step1:

First find the flat edge on the bell, then use both hands to separate the gong and base as showed on Fig.1

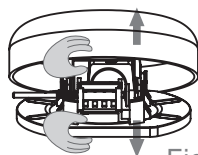


Fig.1

### Step2:

Install the base by screws to proper location and connect the cable to terminal as showed on Fig.2

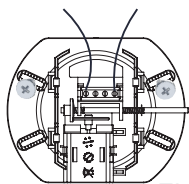


Fig.2

### Step3:

Finally place the gong to the base as showed on Fig.3  
Ensure the gong and base is assembly firmly with a click sound.

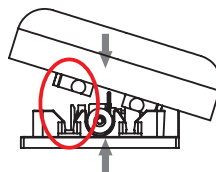
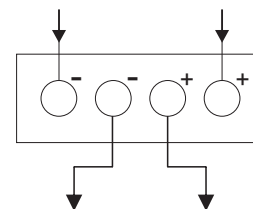


Fig.3

## ◆ Connections



◆ Ensure the wiring polarity is correct.

◆ Ensure the base is fastened up well.

## ◆ Specifications

Model	NQ618
Power Consumption	DC 24V 28mA
Operating Type	Motor
Sound Level	90dB/M
Material	Gong:steel Base:ABS
Weight	about 810g
Dimension	152mm (Dia.) x58mm (H)