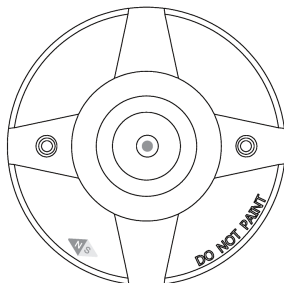


Infrared Flame Detector

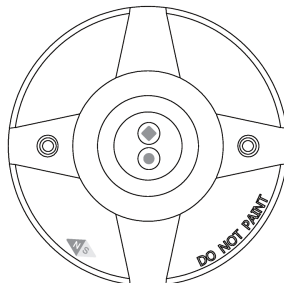
IR-0714-2
IR Flame Detector
CE
2831-CPR-F2163 506g/01
EN54-10:2002

IR-0814-2
Dual IR Flame Detector
CE
2831-CPR-F2164 506g/02
EN54-10:2002

1. Introduction



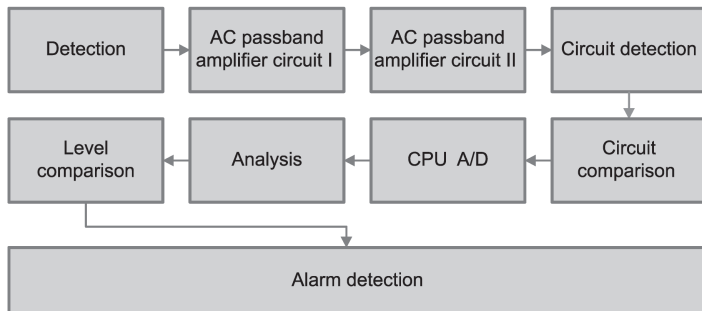
Single flame detector



Dual flame detector

2. Operating Principle

This product uses the middle of infrared spectrum which can analyze infrared radiation emitted by fire. Making use of infrared inductor can measure distinctive CO₂ produced from fire. The analysis from receiving signals is a combination of digit & analog data to deal with latent danger to print out alarm data with high-accuracy.



3. Characteristics

- Red dual LED for fire alarm
- Magnetic test for simulated detection

4. Specifications:

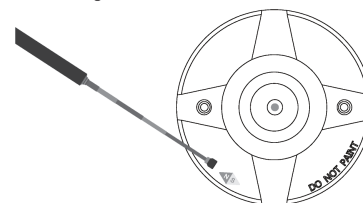
Model	IR-0714-2	IR-0814-2
Type	2-wire	2-wire
Alarm Contact	N/A	N/A
Sensor Type	Single IR	Dual IR
Wavelength	4.3μm	4.3μm 3.7μm
Standby Current	under 200μA	under 250μA
Voltage Range	12V~30V dc	12V~30V dc
Alarm Current @24V dc 470Ω	40mA	40mA
Ambient Temperature	-10°C+55°C	-10°C+55°C
Material	Fire-proof plastic	Fire-proof plastic
Dimensions	102 mm (Dia.) × 38 mm (H)	102 mm (Dia.) × 38 mm (H)
Weight	About 130g	About 130g
Color	White	White

Comply with EN54-10 Class 2

A maximum angle of reception of $\pm 30^\circ$ from the centre line of the device in vertical and Horizontal planes shall not be exceeded.

5. Magnetic Test

Close the Detector Testing Device to the sticker on the detector to simulate action.



6. Recommended Mounted Location

- **Premises with higher ceilings** : theater, gym, storage, gallery or warehouse, etc.
- **Places where fires happen easily** : places storing with combustible goods, gas stations, factory working places, machine rooms, etc.
- **Ventilate places** : open markets, station platforms, hotel lobbies, department stores, etc. (places that smoke and heat cannot gather during early period of fire)
- **Others** : tunnels, computer rooms, etc.

7. Not recommended Mounted Location

- **Places with amount of smoke flows to.**
(diet preparation room, front room of kitchen, food storage in kitchen, corridor and passageway around kitchen and restaurant...)
- **Places with amount of steam retains.**
(steam clean room, dressing room, hot water service room and disinfection room...)
- **Places smelled off subversive gas.**
(electroplating factory, accumulator room and sewage treatment plant...)
- **Places equipped with fire devices or exposed to fire.**
(glass factory, placed with iron melting furnace, welding workplace, kitchen, foundry and forging...)
- **Places with high temperature or any other places where may bring about barriers to detectors.**
- **Places with sunlight beating or reflecting.**

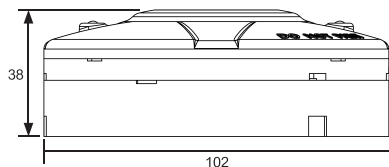
8. Maintenance

There is no need to clean & maintain. Please just keep the glass surface of detectors clean to assure it is under normal condition.

9. Attentions

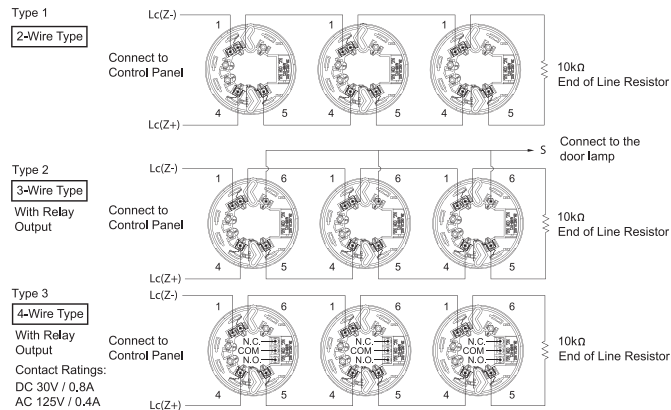
Prohibit from taking down the product to overhaul or make a change to it.

10. Dimension Diagram

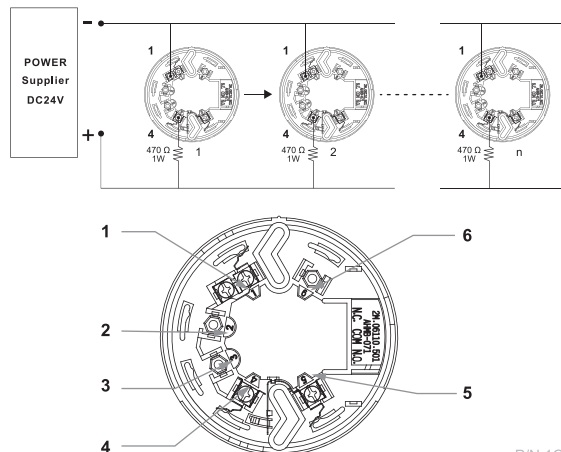


Unit: mm

11. Unit Connection Diagram



DC power supply wiring diagram



P/N:10.07140.M11 Ver.B0

Infrared FlameDetector
IR-0714-2/IR-0814-2/

HORING LIH INDUSTRIAL CO., LTD.